



Low Voltage Consumer Units & Distribution Boards

Power and productivity
for a better world™





Consumer Units & Distribution Boards

Contents

General	2/3
Consumer Units	
Comby	4
Housemaster compact	5/6
Distribution Boards	
Protecta compact	7
Protecta compact accessories	8
Protecta compact pan assemblies	8
Mini Center compact	9
Mounting kits for compact	10/11
Spare parts and general accessories	12
Dimensional details	13/16

Consumer Units & Distribution Boards

General



The ABB range of sheet steel consumer units and distribution boards are designed for safety, reliability and availability in the electrical building installation.

Complying to IEC 439 - 3, BS EN 60439 - 3

Features

All ABB consumer units incorporate unique design features making installation, modification an easy operation and less time consuming.



Type Test Certification

Quick & Easy

Removal or change of gland plates and fixing of top / bottom extension boxes is quick & easy



Easy handling for the user, all screws Pozidrive 2.



Reversible door

Quick and easy door change from left hand hinge to right hand hinging



External earth stud

Consumer Units & Distribution Boards

General



Quick & easy electrical solutions for various installations.



Connection options

The TP&N distribution boards accept a variety of incoming devices, isolator, miniature circuit breaker, residual current device, MCCB or direct cable connection.

The incoming devices are connected to the busbar via various connection kits.



Front fascia plate provides neat & attractive cover for all incomer options



Robust spring loaded door catch with key lock



Terminals

Large 25 mm² earth and neutral terminals delivered in the open position.

Consumer Units

Comby

Ordering details



1SKC 015 001 F0001

Comby Range

Application

Comby consumer units are designed to suit installations in domestic and commercial installations, easy to install, attractive and highly reliable. Fitted with either sheet steel flap or clear plastic flap for visual inspection of components. Complete with neutral and earth terminals and din rail.

Technical Data

Standard : IEC 439-1&3, BS 60439-1&3
 Max. load : 100 amps
 Max. voltage : 230 V ac, 50 Hz
 Range : 7,10,16 and 20 modules
 Degree of protection : IP 30
 Enclosure material : Cold rolled sheet steel
 Box and cover 1 mm
 (Aluzinc steel on request)
 Enclosure finish : Gray, RAL 7035

Plastic flap

For surface mounting

No. of rows	No. of modules	Dimensions H x W x D mm	Ordering details		Weight kg
			Type Code	Type No.	
1	7	256 x 209 x 88	ECT 107 S	1SKB 107 632 C0001	2.2
1	10	256 x 263 x 88	ECT 110 S	1SKB 110 632 C0001	2.6
1	16	256 x 366 x 88	ECT 116 S	1SKB 116 632 C0001	3.2
1	20	256 x 440 x 88	ECT 120 S	1SKB 120 632 C0001	4.1

For flush mounting

No. of rows	No. of modules	Dimensions H x W x D mm	Ordering details		Weight kg
			Type Code	Type No.	
1	7	276 x 229 x 88	ECT 107 F	1SKB 107 932 C0001	2.3
1	10	276 x 283 x 88	ECT 110 F	1SKB 110 932 C0001	2.8
1	16	276 x 386 x 88	ECT 116 F	1SKB 116 932 C0001	3.5
1	20	276 x 460 x 88	ECT 120 F	1SKB 120 932 C0001	4.3



1SKC 015 002 F0001

Steel flap

For surface mounting

No. of rows	No. of modules	Dimensions H x W x D mm	Ordering details		Weight kg
			Type Code	Type No.	
1	7	256 x 209 x 110	ECS 107 DS	1SKB 107 632 C0002	2.8
1	10	256 x 263 x 110	ECS 110 DS	1SKB 110 632 C0002	3.4
1	16	256 x 366 x 110	ECS 116 DS	1SKB 116 632 C0002	4.4
1	20	256 x 440 x 110	ECS 120 DS	1SKB 120 632 C0002	4.8

For flush mounting

No. of rows	No. of modules	Dimensions H x W x D mm	Ordering details		Weight kg
			Type Code	Type No.	
1	7	276 x 229 x 110	ECS 107 DF	1SKB 107 932 C0002	2.9
1	10	276 x 283 x 110	ECS 110 DF	1SKB 110 932 C0002	3.6
1	16	276 x 386 x 110	ECS 116 DF	1SKB 116 932 C0002	4.7
1	20	276 x 460 x 110	ECS 120 DF	1SKB 120 932 C0002	5.0



1SKC 015 009 F0001

Consumer Units

Housemaster compact

Ordering details



1SKC 015 003 F0001



1SKC 015 004 F0001

Application

Housemaster consumer units are designed to suit installations in residential commercial and industrial installations, easy to install and highly reliable. Fitted with sheet steel flap for visual inspection of components. Complete with neutral and earth terminals. Unit comes complete with incoming devices. Surface mounting only, (flush on request).

Technical Data

Standard : IEC 439-1&3, BS 60439-1&3
 Max. load : 100 amps
 80 amps for 4 way RCCB
 Max. voltage : 230 V ac, 50 Hz
 Range : 4, 7, 11, 16 and 20 SP & N ways
 Split load, 8, 12, 16 ways
 Degree of protection : IP 30
 Enclosure material : Cold rolled sheet steel
 Box and cover 1 mm
 (Aluzinc steel on request)
 Enclosure finish : Gray, RAL 7035

Housemaster sheet steel range

Isolator (E202/100A) Incomer

No. of ways	Dimensions H x W x D mm	Ordering details		Weight kg
		Type Code	Type No.	
4	256 x 155 x 110	HSMS 04C	1SKB 106 142 C4001	2.4
7	256 x 210 x 110	HSMS 07C	1SKB 109 142 C4001	3.1
11	256 x 282 x 110	HSMS 11C	1SKB 113 142 C4001	3.7
16	256 x 368 x 110	HSMS 16C	1SKB 118 142 C4001	4.7
20	256 x 440 x 110	HSMS 20C	1SKB 122 142 C4001	5.1

RCCB (F202AC/100/0.03A) Incomer, for HSRC 04C (F202AC/80/0.03A)

No. of ways	Max. load A	Dimensions H x W x D mm	Ordering details		Weight kg
			Type Code	Type No.	
4	80	256 x 155 x 110	HSRC 04C	1SKB 106 142 C6001	2.5
7	100	256 x 210 x 110	HSRC 07C	1SKB 109 142 C6001	3.2
11	100	256 x 282 x 110	HSRC 11C	1SKB 113 142 C6001	3.8
16	100	256 x 368 x 110	HSRC 16C	1SKB 118 142 C6001	4.8
20	100	256 x 440 x 110	HSRC 20C	1SKB 122 142 C6001	5.2

Split load (E202/100A+F202AC/80/0.03A) Incomer

No. of ways	Dimensions H x W x D mm	Ordering details		Weight kg
		Type Code	Type No.	
4+4	256 x 282 x 110	HSSL 4+4C	1SKB 113 142 C8001	4.1
6+6	256 x 368 x 110	HSSL 6+6C	1SKB 118 142 C8001	5.1
8+8	256 x 440 x 110	HSSL 8+8C	1SKB 122 142 C8001	5.5

Accessories

Single pole pin type comb busbar

Max. current A	C.S.A mm	No. of modules	Used for	Ordering details		Weight kg						
				Type Code	Type No.							
100	30	5	ECS 104C	PNCB-05	1SKB 034 702 P0005	0.022						
			HSMS/RC 04C									
		8	ECS 107C	PNCB-08	1SKB 034 702 P0008	0.035						
			HSMS/RC 07C									
		12	ECS 111C	PNCB-12	1SKB 034 702 P0012	0.052						
			HSMS/RC 011C									
		17	ECS 116C	PNCB-17	1SKB 034 702 P0017	0.074						
			HSMS/RC 016C									
		21	ECS 120C	PNCB-21	1SKB 034 702 P0021	0.091						
			HSMS/RC 020C									
10	30	10	HSSL 4+4C	PNCB-10	1SKB 034 702 P0010	0.043						
			14				PNCB-14	1SKB 034 702 P0014	0.065			
			18							PNCB-18	1SKB 034 702 P0018	0.082
			60									

** General as spare part (Original part)

Consumer Units

Housemaster compact

Ordering details (continued)

Application

Housemaster consumer units are designed to suit installations in residential commercial and industrial installations, easy to install and highly reliable. Unit comes complete with blanking plates, busbar, busbar cover, terminal bars and installation instructions. Surface mounting only.

Technical Data

Standard : IEC 439-1 & BS 60439-1
 Max. load : 100 amps
 80 amps for 4 way RCCB
 Max. voltage : 230 V ac, 50 Hz
 Range : 4, 6, 10, 14 and 18 SP & N ways
 Split load, 8, 12, 16 ways
 Degree of protection : IP 30
 Enclosure material : Moulded plastic
 Enclosure finish : White, RAL 9010

Housemaster plastic range

Isolator (E202/100A) Incomer

No. of ways	Dimensions H x W x D mm	Ordering details		Weight kg
		Type Code	Type No.	
4	226 x 190 x 123	HMMS 04C	1SPE 007 712 F0111	2.4
6	226 x 230 x 123	HMMS 06C	1SPE 007 712 F0211	3.1
10	226 x 300 x 123	HMMS 10C	1SPE 007 712 F0311	3.7
14	226 x 370 x 123	HMMS 14C	1SPE 007 712 F0411	4.7
18	226 x 440 x 123	HMMS 18C	1SPE 007 712 F0511	5.1



1SKC 015 005 F0001



1SKC 015 006 F0001

RCCB (F202AC/100/0.03A) Incomer, for HSRC 04C (F202AC/80/0.03A)

No. of ways	Max. load A	Dimensions H x W x D mm	Ordering details		Weight kg
			Type Code	Type No.	
4	80	226 x 190 x 123	HMRC 04C	1SPE 007 712 F0112	2.5
6	100	226 x 230 x 123	HMRC 06C	1SPE 007 712 F0212	3.2
10	100	226 x 300 x 123	HMRC 10C	1SPE 007 712 F0312	3.8
14	100	226 x 370 x 123	HMRC 14C	1SPE 007 712 F0412	4.8
18	100	226 x 440 x 123	HMRC 18C	1SPE 007 712 F0512	5.2

Split load (E202/100A+F202AC/80/0.03A) Incomer

No. of ways	Dimensions H x W x D mm	Ordering details		Weight kg
		Type Code	Type No.	
4+4	226 x 300 x 123	HMSL 4+4C	1SPE 007 712 F0313	4.1
6+6	226 x 370 x 123	HMSL 6+6C	1SPE 007 712 F0413	5.1
8+8	226 x 440 x 123	HMSL 8+8C	1SPE 007 712 F0513	5.5



1SKC 015 007 F0001

Distribution Boards

Protecta compact

Ordering details



1SKC 015 008 F0001



1SKC 015 009 F0001



1SKC 015 010 F0001



1SKC 015 011 F0001



1SKC 015 012 F0001

Application

Protecta compact distribution boards, a design aimed for safety, reliability and availability in the electrical building installation.

Available in busbar and multi row types.

Surface mounting only, (flush on request).

Supplied without incoming device or outgoing protection device.

Single row type are delivered complete with neutral and earth terminals, comb busbar and busbar neutral connection.

Technical Data

Standard : IEC 439- 3 & BS 60439 part 1 & 3

Single row type

Range : 6, 9, 13, 18 and 22 Modules

Multi row type

Max. load : 100 amps

Max. voltage : 230 / 400 V ac, 50 / 60 Hz

Range : 16, 32, 48, 64 and 80 modules
1, 2, 3, 4 and 5 rows

Busbar type

Max. load : 250 amps

Max. voltage : 230 / 400 V ac, 50 / 60 Hz

Range : 4, 6, 8, 12, 16, 20 and 24 TP&N ways
12, 18, 24, 36, 48, 60 and 72 SP&N ways

Degree of protection : IP 41, pan assemblies IP 20

Enclosure material : Cold rolled sheet steel
Box and cover 1 mm
(Aluzinc steel on request)

Enclosure finish : Gray, RAL 7035

Fault level : 35 kA

Single row type a distribution boards

No. of ways	No. of modules	Dimensions H x W x D mm	Ordering details		Weight kg
			Type Code	Type No.	
4	6	256 x 155 x 110	ECS 104C	1SKB 106 142 C2001	2.1
7	9	256 x 210 x 110	ECS 107C	1SKB 109 142 C2001	2.8
11	13	256 x 282 x 110	ECS 111C	1SKB 113 142 C2001	3.4
16	18	256 x 368 x 110	ECS 116C	1SKB 118 142 C2001	4.4
20	22	256 x 440 x 110	ECS 120C	1SKB 122 142 C2001	4.8

Multi row type a distribution boards (distance between rows 150mm)

No. of rows	No. of modules	Dimensions H x W x D mm	Ordering details		Weight kg
			Type Code	Type No.	
1	16	280 x 400 x 125	EPA 01	1SKP 116 142 C0001	7
2	32	502 x 400 x 125	EPA 02	1SKP 232 142 C0001	10.7
3	48	650 x 400 x 125	EPA 03	1SKP 348 142 C0001	13
4	64	800 x 400 x 125	EPA 04	1SKP 464 142 C0001	18
5	80	1001 x 400 x 125	EPA 05	1SKP 580 142 C0001	21

TP + N busbar type distribution boards

No. of TP ways	Dimensions H x W x D mm	Ordering details		Weight kg
		Type Code	Type No.	
4	502 x 400 x 125	EPB25-304C	1SKP 804 142 C0051	12
6	560 x 400 x 125	EPB25-306C	1SKP 806 142 C0051	13.2
8	610 x 400 x 125	EPB25-308C	1SKP 808 142 C0051	14.2
12	718 x 400 x 125	EPB25-312C	1SKP 812 142 C0051	16.3
16	830 x 400 x 125	EPB25-316C	1SKP 816 142 C0051	20.2
20	1001 x 400 x 125	EPB25-320C	1SKP 820 142 C0051	24.3
24	1140 x 400 x 125	EPB25-324C	1SKP 824 142 C0051	26.4

TP + N busbar distribution boards with DIN rail for 8 modules (MX version)*

No. of TP ways	Dimensions H x W x D mm	Ordering details		Weight kg
		Type Code	Type No.	
4	502 x 400 x 125	EPB 304 MXC	1SKP 804 142 C1001	11.8
6	560 x 400 x 125	EPB 306 MXC	1SKP 806 142 C1001	13
8	610 x 400 x 125	EPB 308 MXC	1SKP 808 142 C1001	14
12	718 x 400 x 125	EPB 312 MXC	1SKP 812 142 C1001	16

* Connection kit EPB KIT7C is proposed for connection of incoming devices to the main busbars.

Distribution Boards

Protecta compact accessories / TP + N pan assemblies

Ordering details



Accessories for distribution boards

No.	Accessory type	Ordering details		Weight kg
		Type Code	Type No.	
1	Flange plate blank	EPB GP1	1SKA 130 002 C0001	0.3
2	Flange plate with knock-outs	EPB GP2	1SKA 131 002 C0001	0.3
3	Cylinder lock with keys	EPB CL A1-G	1SKA 132 002 C1001	0.2

Side extension boxes (distance between rows 150mm)

No. of modules	No. of rows	Sided with TP+N DB's	Dimensions H x W x D mm	Ordering details		Weight kg
				Type Code	Type No.	
32	2	4 way	502 x 400 x 125	EPB SEB2R04W	1SKA 102 142 C0001	12.5
32	2	6 way	560 x 400 x 125	EPB SEB2R06W	1SKA 112 142 C0001	13.5
48	3	8 way	610 x 400 x 125	EPB SEB3R08W	1SKA 103 142 C0001	15.5
64	4	12 way	718 x 400 x 125	EPB SEB4R12W	1SKA 104 142 C0001	18
64	4	16 way	830 x 400 x 125	EPB SEB4R16W	1SKA 114 142 C0001	20
80	5	20 way	1001x 400 x 125	EPB SEB5R20W	1SKA 105 142 C0001	23

Top extension boxes (16 Modules)

Type	Dimensions H x W x D mm	Ordering details		Weight kg
		Type Code	Type No.	
Sheet steel flap / 1Row	200 x 400 x 125	EPB TEB 200S	1SKA 122 142 C0001	4
Sheet steel flap / 2Row	400 x 400 x 125	EPB TEB 400S	1SKA 124 142 C0001	6
Plastic flap	200 x 400 x 125	EPB TEB 200P	1SKA 125 142 C0001	3.5

Top / bottom extension boxes

Type	Dimensions H x W x D mm	Ordering details		Weight kg
		Type Code	Type No.	
Plain cover	200 x 400 x 125	EPB TEB 200C	1SKA 121 142 C0001	3.5
Plain cover	400 x 400 x 125	EPB TEB 400C	1SKA 123 142 C0001	6

TP + N pan assemblies

TP + N pan assemblies, complete with busbars + earth / neutral bars. (range 160 A)

No. of ways	Dimensions H x W x D mm	Ordering details		Weight kg
		Type Code	Type No.	
4	375 x 270 x 60	EPB 304 PAC-16	1SKP 804 100 C0101	3.1
6	429 x 270 x 60	EPB 306 PAC-16	1SKP 806 100 C0101	3.7
8	483 x 270 x 60	EPB 308 PAC-16	1SKP 808 100 C0101	4.3
12	591 x 270 x 60	EPB 312 PAC-16	1SKP 812 100 C0101	5.2
16	699 x 270 x 60	EPB 316 PAC-16	1SKP 816 100 C0101	6.7
20	874 x 270 x 60	EPB 320 PAC-16	1SKP 820 100 C0101	8.2
24	1014 x 270 x 60	EPB 324 PAC-16	1SKP 824 100 C0101	9.4

TP + N pan assemblies, complete with busbars + earth / neutral bars. (range 250 A)

No. of ways	Dimensions H x W x D mm	Ordering details		Weight kg
		Type Code	Type No.	
4	375 x 270 x 60	EPB25-PA304C	1SKP 804 100 C0051	3.1
6	429 x 270 x 60	EPB25-PA306C	1SKP 806 100 C0051	3.7
8	483 x 270 x 60	EPB25-PA308C	1SKP 808 100 C0051	4.3
12	591 x 270 x 60	EPB25-PA312C	1SKP 812 100 C0051	5.2
16	699 x 270 x 60	EPB25-PA316C	1SKP 816 100 C0051	6.7
20	874 x 270 x 60	EPB25-PA320C	1SKP 820 100 C0051	8.2
24	1014 x 270 x 60	EPB25-PA324C	1SKP 824 100 C0051	9.4

Distribution Boards

Mini Center compact

Ordering details



1SKC 015 019 F0001



1SKC 015 020 F0001



1SKC 015 021 F0001

Application

Mini Center compact distribution boards, a design aimed for safety, reliability and availability in the electrical building installation. Available in busbar and multi row types.

Flush mounting only, (surface on request).

Supplied without incoming device or outgoing protection device.

Technical Data

Standard : IEC 439- 3 & BS 60439 part 1 & 3

Multi row type

Max. load : 100 amps
 Max. voltage : 230 / 400 V ac, 50 / 60 Hz
 Range : 20, 32, 48, 64 and 80 modules
 1, 2, 3, 4 and 5 rows

Busbar type

Max. load : 160 amps
 Available in 250 amps on request
 Max. voltage : 230 / 400 V ac, 50 / 60 Hz
 Range : 4, 6, 8, 12 and 16 TP&N ways
 12, 18, 24, 36 and 48 SP&N ways

Degree of protection : IP 41, pan assemblies IP 20

Enclosure material : Cold rolled sheet steel
 Box and cover 1 mm
 (Aluzinc steel on request)

Enclosure finish : Gray, RAL 7035

Fault level : 35 kA

Multi row type a distribution boards (distance between rows 150mm)

No. of rows	No. of modules	Dimensions H x W x D mm	Ordering details		Weight kg
			Type Code	Type No.	
1	20	320 x 420 x 132	EMC 120 RXF	1SKM 120 242 C0001	6
2	32	540 x 420 x 132	EMC 232 RXF	1SKM 232 242 C0001	10.6
3	48	690 x 420 x 132	EMC 348 RXF	1SKM 348 242 C0001	13
4	64	840 x 420 x 132	EMC 464 RXF	1SKM 464 242 C0001	17
5	80	990 x 420 x 132	EMC 580 RXF	1SKM 580 242 C0001	20

TP + N busbar type distribution boards

No. of TP ways	Dimensions H x W x D mm	Ordering details		Weight kg
		Type Code	Type No.	
4	540 x 420 x 132	EMC 312 CF-16	1SKM 804 242 C0111	11.7
6	600 x 420 x 132	EMC 318 CF-16	1SKM 806 242 C0111	13.1
8	650 x 420 x 132	EMC 324 CF-16	1SKM 808 242 C0111	14.1
12	758 x 420 x 132	EMC 336 CF-16	1SKM 812 242 C0111	16.1
16	870 x 420 x 132	EMC 348 CF-16	1SKM 816 242 C0111	20.1

Mini Center accessories

Top extension boxes

Type	Dimensions H x W x D mm	Ordering details		Weight kg
		Type Code	Type No.	
Sheet steel flap / 1Row	220 x 420 x 154	EMC 200S EXB F	1SKA 254 242 C0001	4.5
Sheet steel flap / 2Row	420 x 420 x 154	EMC 400S EXB F	1SKA 255 242 C0001	6.5

Top / Bottom extension boxes for flush mounting

Type	Dimensions H x W x D mm	Ordering details		Weight kg
		Type Code	Type No.	
Plain cover	220 x 420 x 154	EMC 200 EXB F	1SKA 252 242 C0001	4.5
Plain cover	420 x 420 x 154	EMC 400 EXB F	1SKA 253 242 C0001	6.5

Distribution boards

Mounting kits for compact

Ordering details

The TP + N busbar type distribution boards are delivered as standard without incoming kits or incoming devices these need to be ordered separately.

Standard kits (Included with the distribution boards but can also be ordered separately as spares)

Kit contains:

- Covers for unused connection busbar points (1 Strip For 4, 6 ways - 2 Strip For 8, 12 ways - 3 Strip For 16, 20 ways - 4 Strip For 24 ways)
- Labels for outgoing circuits on door and trim cover (L1,L2,L3) to suit the board configuration.
- Two keys for door lock.
- Kit parts list.
- Instruction leaflet.



1SKC 015 022 F0001

Kit No.	No. of ways	Ordering details		Weight kg
		Type Code	Type No.	
0	4	EPB KIT 0-1C	1SKA 140 000 C1002	0.04
	6	EPB KIT 0-2C	1SKA 140 000 C1003	0.04
	8	EPB KIT 0-3C	1SKA 140 000 C1004	0.04
	12	EPB KIT 0-4C	1SKA 140 000 C1005	0.04
	16	EPB KIT 0-5C	1SKA 140 000 C1006	0.04
	20	EPB KIT 0-6C	1SKA 140 000 C1007	0.04
	24	EPB KIT 0-7C	1SKA 140 000 C1008	0.05

Isolator Incoming kit

Kit contains:

- Terminal shroud.
- Cover plate with 3 module opening.
- DIN Rail mounting bracket for incoming device.
- Kit parts list.
- Instruction leaflet.



1SKC 015 023 F0001

Kit No.	Incoming Device	Ordering details		Weight kg
		Type Code	Type No.	
8	3 pole isolator or MCB	EPB KIT 8C	1SKA 148 000 C1001	0.12

RCCB Incoming kit

Kit contains:

- Terminal shroud.
- Cover plate.
- DIN Rail mounting bracket for incoming device.
- Neutral wire link (flexible blue 16 mm²)
- Kit parts list.
- Instruction leaflet.



1SKC 015 024 F0001

Kit No.	Incoming Device	Ordering details		Weight kg
		Type Code	Type No.	
2	4 pole RCCB F 200 series	EPB KIT 2C	1SKA 142 000 C1001	0.12

Connection kit For TP+N distribution board with DIN Rail (MX version)

For connection of 4 pole isolator to 4 pole RCCB and RCCB to the main busbar terminals and neutral bar

Kit contains:

- Coloured flexible cables and comb busbar to connect incoming devices to main Busbars.
- Terminals shroud.
- Kit parts list.
- Instruction leaflet.



1SKC 015 025 F0001

Kit No.	Ordering details		Weight kg
	Type Code	Type No.	
7	EPB KIT 7C	1SKA 147 000 C1001	0.47

Distribution boards

Mounting kits for compact

Ordering details (continued)



MCCB Incoming kit

Kit contains:

- Copper connector pieces for L1, L2, L3 complete with fixing screws and washers
- Terminal shroud.
- Cover plate with opening for T1 or T3.
- Kit parts list.
- Instruction leaflet.

Kit No.	Incoming Device	Ordering details		Weight kg
		Type Code	Type No.	
1	T max T1	EPB KIT 1-T1C1	1SKA 141 000 C3001	0.3
	T max T3	EPB KIT 1-T3C1	1SKA 141 000 C3003	0.4

Direct cable connection kit (70 mm)

Kit contains:

- Copper connector pieces for L1, L2, L3 complete with fixing screws, washers and support.
- 2x Terminal shroud.
- Cover plate.
- Kit parts list.
- Instruction leaflet.

Kit No.	Incoming Device	Ordering details		Weight kg
		Type Code	Type No.	
4	70 mm direct	EPB KIT 4C1	1SKA 144 000 C3001	0.2

Direct cable connection kit (120 mm)

Kit contains:

- Copper connector pieces for L1, L2, L3 complete with fixing screws, washers and support.
- Two terminal shrouds.
- Cover plate.
- Kit parts list.
- Instruction leaflet.

Kit No.	Incoming Device	Ordering details		Weight kg
		Type Code	Type No.	
3	120 mm direct	EPB KIT 3C1	1SKA 143 000 C3001	0.45

Single phase conversion kit

Kit contains:

- Copper connector piece complete with fixing screws and washers.
- Terminal shroud.
- Cover plate.
- DIN Rail mounting bracket for incoming device.
- Neutral wire link (flexible blue 16 mm²).
- Kit parts list.
- Instruction leaflet.

Kit No.	Ordering details		Weight kg
	Type Code	Type No.	
6	EPB KIT 6C1	1SKA 146 000 C3001	0.16

Joining kit

Used to mount two Protecta distribution boards, side by side or Protecta distribution board with side extension box. One kit is used for all distribution board configurations.

Kit contains:

- 3 rubber gaskets.
- 6 joining bolts 5x20 mm complete with fixing washers
- Kit parts list.
- Instruction leaflet.

Kit No.	Ordering details		Weight kg
	Type Code	Type No.	
5	EPB KIT 5	1SKA 145 000 C0001	0.06

Distribution boards

Spare parts and general accessories

Ordering details



Spare parts and general accessories

Description	Ordering details		Weight kg
	Type Code	Type No.	
Blanking plates used to cover unused MCB ways in the consumer units and distribution boards front cover supplied in a strip of 12 modules.	SZ-BP12	GJF1 101 902 R0008	0.05
Busbar terminal cover used to cover unused outgoing busbar terminals supplied in a strip of 5 pieces.	SZ-BSK1	2CDL 200 001 R0011	0.003
Copper connection terminal for connecting incoming cable to neutral or earth terminal bars.	NPE-CT	1SKB 014 701 P0001	0.03
Terminal shroud	MTSH-C	1SKA 136 000 C0001	0.10
Front fascia cover	PEFC-C	1SKA 137 000 C0001	

Neutral terminal bar kit complete

Kit contains:

- 1 Terminal bar.
- 2 Terminal bar carrier (support).
- 1 Kit shield cover.
- 1 Warning label-small size.
- 1 Copper cable connector complete with screw and washers.
- 2 White numbering labels for N terminal bars.
- 1 Work instruction.

Description	Ordering details		Weight kg
	Type Code	Type No.	
N-bar 9 holes complete with screws & shield cover 4 way	NTB - 04 W	1SKP 011 911 R0001	0.12
N-bar 13 holes complete with screws & shield cover 6 way	NTB - 06 W	1SKP 011 911 R0002	0.14
N-bar 17 holes complete with screws & shield cover 8 way	NTB - 08 W	1SKP 011 911 R0003	0.16
N-bar 21 holes complete with screws & shield cover 12 way	NTB - 12 W	1SKP 011 911 R0004	0.18
N-bar 13&17 holes complete with screws & shield cover 16 way	NTB - 16 W	1SKP 011 911 R0005	0.28
N-bar 17&21 holes complete with screws & shield cover 20 way	NTB - 20 W	1SKP 011 911 R0006	0.32
N-bar 21&21 holes complete with screws & shield cover 24 way	NTB - 24 W	1SKP 011 911 R0007	0.34

Earth terminal bar kit complete

Kit contains:

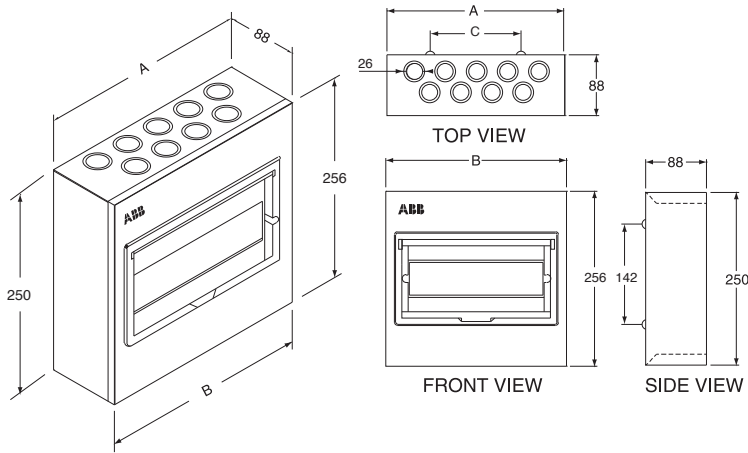
- 1 Terminal bar.
- 1 Copper cable connector complete with screw and washers.
- 2 Yellow numbering labels for PE terminal bars.
- 1 Work instruction.

Description	Ordering details		Weight kg
	Type Code	Type No.	
PE-bar 9 holes complete with screws 4 way	PETB - 04 W	1SKP 011 914 R0001	0.08
PE-bar 13 holes complete with screws 6 way	PETB - 06 W	1SKP 011 914 R0002	0.1
PE-bar 17 holes complete with screws 8 way	PETB - 08 W	1SKP 011 914 R0003	0.12
PE-bar 21 holes complete with screws 12 way	PETB - 12 W	1SKP 011 914 R0004	0.14
PE-bar 13&17 holes complete with screws 16 way	PETB - 16 W	1SKP 011 914 R0005	0.19
PE-bar 17&21 holes complete with screws 20 way	PETB - 20 W	1SKP 011 914 R0006	0.23
PE-bar 21&21 holes complete with screws 24 way	PETB - 24 W	1SKP 011 914 R0007	0.25

Consumer Units

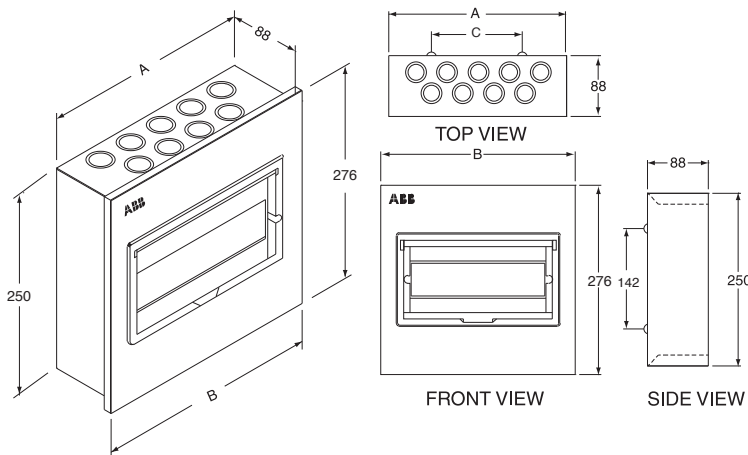
Dimensional details

Comby plastic flap consumer unit surface mounted



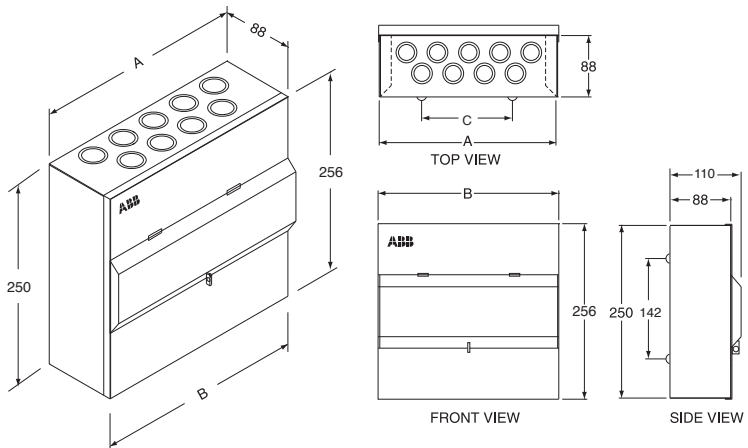
Type Code	No. of Modules	A (mm)	B (mm)	C (mm)
ECT 107 S	7	203	209	133
ECT 110 S	10	257	263	187
ECT 116 S	16	262	366	292
ECT 120 S	20	434	440	366

Comby plastic flap consumer unit flush mounted



Type Code	No. of Modules	A (mm)	B (mm)	C (mm)
ECT 107 F	7	203	229	133
ECT 110 F	10	257	283	187
ECT 116 F	16	262	386	292
ECT 120 F	20	434	460	366

Comby steel flap consumer unit surface mounted

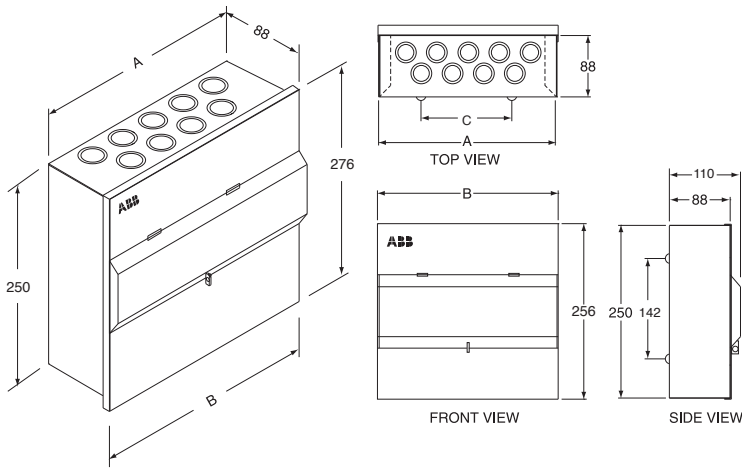


Type Code	No. of Modules	A (mm)	B (mm)	C (mm)
ECS 107 DS	7	203	209	133
ECS 110 DS	10	257	263	187
ECS 116 DS	16	262	366	292
ECS 120 DS	20	434	440	366

Consumer Units

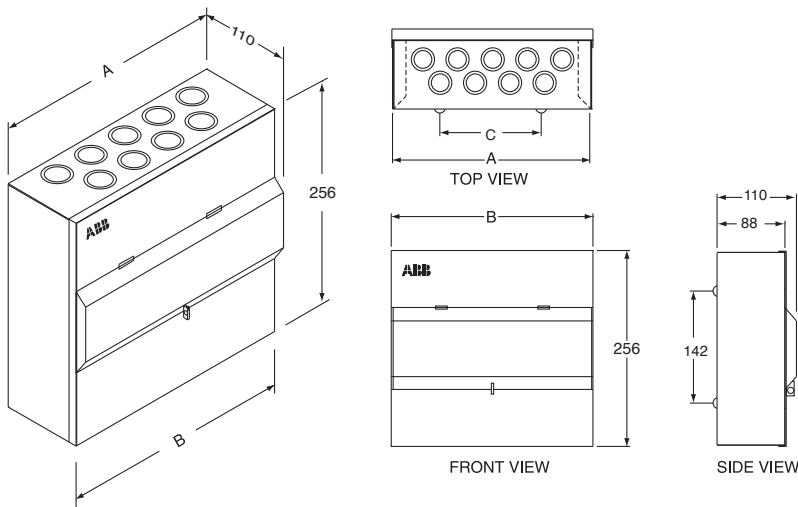
Dimensional details (continued)

Comby steel flap consumer unit flush mounted



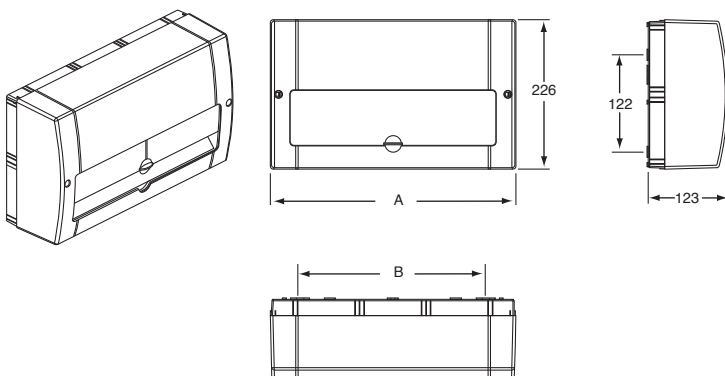
Type Code	No. of Modules	A (mm)	B (mm)	C (mm)
ECS 107 DF	7	203	229	133
ECS 110 DF	10	257	283	187
ECS 116 DF	16	262	386	292
ECS 120 DF	20	434	460	366

Housemaster compact sheet steel consumer unit surface mounted



Type Code	No. of Modules	A (mm)	B (mm)	C (mm)
HSMS 04C	6	152	155	77
HSRC 04C				
HSMS 07C	9	207	210	133
HSRC 07C				
HSMS 11C	13	257	263	187
HSRC 11C				
HSSL 4+4C				
HSMS 16C	18	365	368	292
HSRC 16C				
HSSL 6+6C				
HSMS 20C	22	437	440	360
HSRC 20C				
HSSL 8+8C				

Housemaster compact plastic consumer unit surface mounted

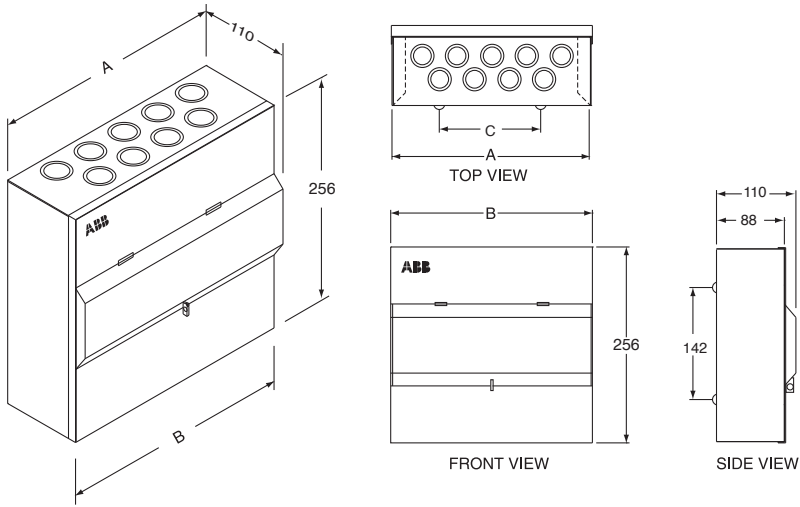


Type Code	No. of Modules	A (mm)	B (mm)
HMMS 04C	6	190	100
HMRC 04C			
HMMS 07C	9	230	140
HMRC 07C			
HMMS 11C	13	300	210
HMRC 11C			
HMSL 4+4C			
HMMS 16C	18	370	280
HMRC 16C			
HMSL 6+6C			
HMMS 20C	22	440	350
HMRC 20C			
HMSL 8+8C			

Distribution Boards

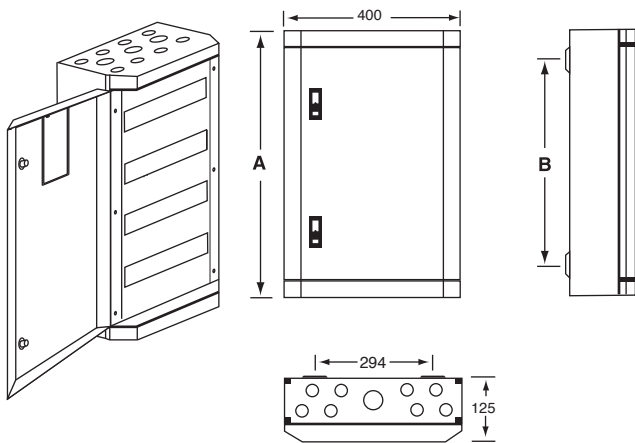
Dimensional details (continued)

Protecta compact single row distribution boards surface mounted



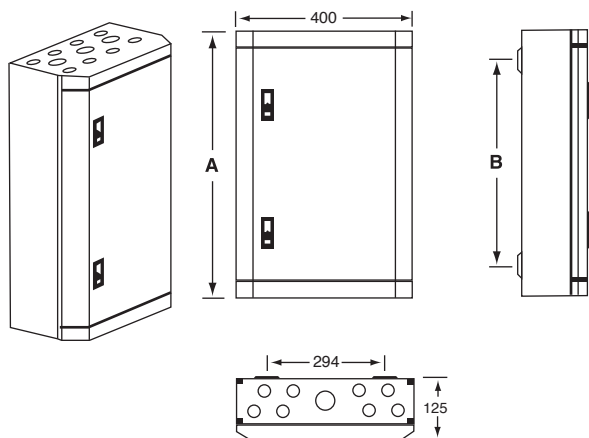
Type Code	No. of O/G Modules	A (mm)	B (mm)	C (mm)
ECS 104C	4	152	155	77
ECS 107C	7	207	210	133
ECS 111C	11	257	263	187
ECS 116C	16	365	368	292
ECS 120C	20	437	440	360

Protecta multi row distribution boards



Type Code	No. of Ways	A (mm)	B (mm)
EPA 01	16	280	94
EPA 02	32	502	332
EPA 03	48	650	438
EPA 04	64	800	546
EPA 05	80	1000	829

Protecta compact busbar type distribution boards

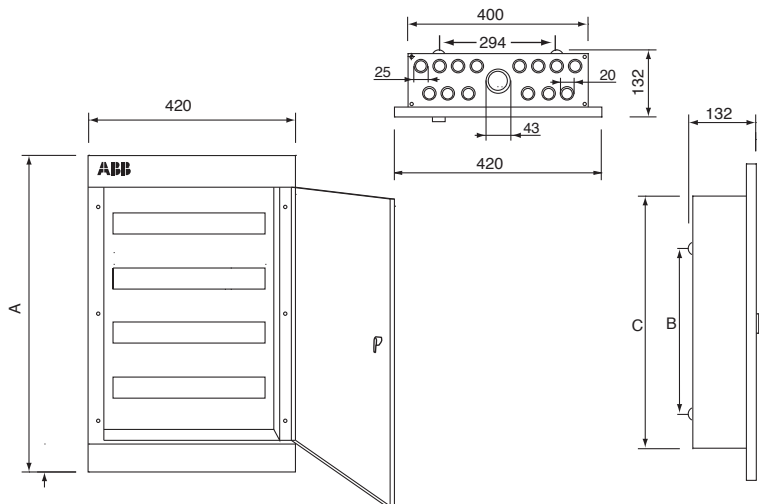


Type Code	No. of Ways	A (mm)	B (mm)
EPB25-304C	4	502	332
EPB 304 MXC			
EPB25-306C	6	560	386
EPB 306 MXC			
EPB25-308C	8	610	438
EPB 308 MXC			
EPB25-312C	12	718	546
EPB 312 MXC			
EPB25-316C	16	830	654
EPB25-320C	20	1000	829
EPB25-324C	24	1140	969

Distribution Boards

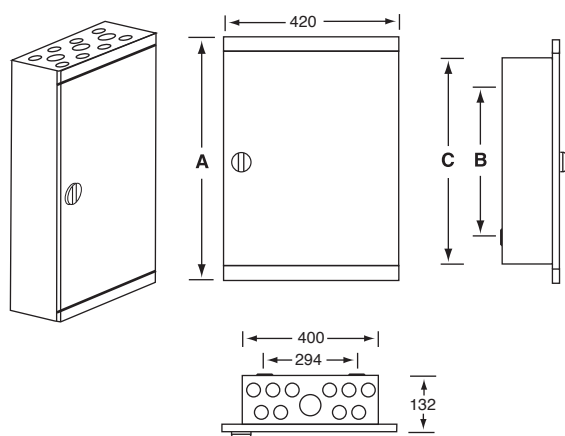
Dimensional details (continued)

Minicenter multi row distribution boards



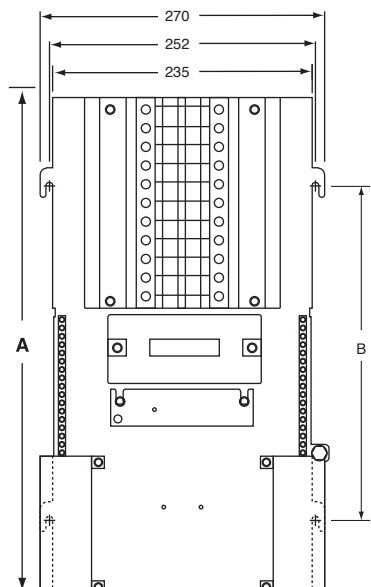
Type Code	No. of Modules	A (mm)	B (mm)	C (mm)
EMC 120 RXF	20	320	94	278
EMC 232 RXF	32	540	312	496
EMC 348 RXF	48	690	462	646
EMC 464 RXF	64	840	566	750
EMC 580 RXF	80	990	736	918

Minicenter busbar type distribution boards



Type Code	No. of ways	A (mm)	B (mm)	C (mm)
EMC 312 CF-16	4	540	316	498
EMC 318 CF-16	6	600	372	558
EMC 324 CF-16	8	650	426	608
EMC 336 CF-16	12	758	534	716
EMC 348 CF-16	16	870	642	828

Protecta compact pan assemblies



Type Code	No. of Ways	A (mm)	B (mm)
EPB 304 PAC-16 EPB25-PA304C	4	375	202
EPB 306 PAC-16 EPB25-PA306C	6	429	256
EPB 308 PAC-16 EPB25-PA308C	8	483	310
EPB 312 PAC-16 EPB25-PA312C	12	591	418
EPB 316 PAC-16 EPB25-PA316C	16	699	526
EPB 320 PAC-16 EPB25-PA320C	20	875	701
EPB 324 PAC-16 EPB25-PA324C	24	1014	841

Depth 60 mm.

Contact us

ABB

7 Dr. Mohamed Kamel Hussein St.,
El Nozha El Gedeida, Heliopolis. Cairo, Egypt.

Tel.: + 202 2622 4660

Sales Tel.: + 202 2625 1448 - 2625 1446

Fax: + 202 2622 2642

paul.north@eg.abb.com

www.abb.com/mea/lowvoltage

As part of its on-going product improvement, ABB reserves the right to modify the characteristics or the products described in this document. The information given is not contractual. For further details please contact the ABB company marketing these products in your country.

No:1SK0802015C0205 - Printed in Egypt (Mar. 2009) - ein advertising designs

Power and productivity
for a better world™

